

Oranim College of Education
Webinar with all MITF participants

MITF Virtual Teaching and Learning
Tuesday, March 17, 2020
17:00 – 19:00



Agenda

- 17:00 – 17:15 Welcome – Avital Elfant and Anna Singer and Hanny Fuks
- 17:15 – 17:30 Introduction – Virtual learning and Challenges
- 17:30 – 17:35 Questions and Answers
- 17:35 – 17:50 The Virtual Toolbox and English Recourses
- 17:50 – 18:10 Presenting synchronous and asynchronous activities.
- The Israeli students and challenges
 - Short movie
 - Panel discussions and ideas
- 18:10 – 18:20 Presentation of educational projects and Resources – Ministry of Education
Dr. Tziona Levi, English Chief Inspector.
- 18:20 – 18:35 Logistics and planning for the new teaching format
- 18:35– 18:45 Online activities and feedback
- 18:45 – 18:50 MITF fellows share
- 18:50 – 19:00 Reflection and Conclusion
- 19:00 Surprise

Virtual Teaching and Learning

Virtual Lesson


Session 1



Hanny Fuks

WELCOME

How are you?



<https://www.menti.com/ef54246c>

Virtual Learning and Teaching

<https://www.youtube.com/watch?v=GOVFOFeA2A8>



ASB Virtual Learning - We are ready. American School of Bombay

<https://www.youtube.com/watch?v=mmfznhCZxgl>

Synchronous learning

Synchronous learning occurs online in real-time.

An example is an online meeting taking place live while you are presenting materials and activities to students. This could involve:

- 1.Simple phone calls
- 2.Whatsapp calls (you can share links etc...)
- 3.watching a live web stream (live webinar) of a class while simultaneously taking part in a discussion.
- 4.Instant messaging
- 5.Zoom - multi participants online at the same time.

For our students who are learning English, it is important to make sure that the interaction is meaningful and allows for feedback from you and that they produce language.

With synchronous learning, learners can receive immediate feedback from their fellow students or teacher through instant messaging. This would occur using a “web conferencing tool” such as

Synchronous learning

Music & Dance

Have you heard any good songs lately?

Who sings it?

What is it about?

(respond: I've heard it too/it sounds great/I would love to hear it/I have never heard it before/can you send it to me?)

Do you know what is the best selling ... in history?

My favorite song is By

Share one fun fact about your favorite song.

Do you sing or play an instrument?

https://www.youtube.com/watch?v=a3w8l8boc_I

<https://www.youtube.com/watch?v=p-rSdt0aFuw>

Synchronous learning

Speaking Prompts

Elementary

<file:///C:/Users/user/Downloads/Speaking%20activity%20Q&A%206%20of%20a%20kind%20FINAL.pdf>

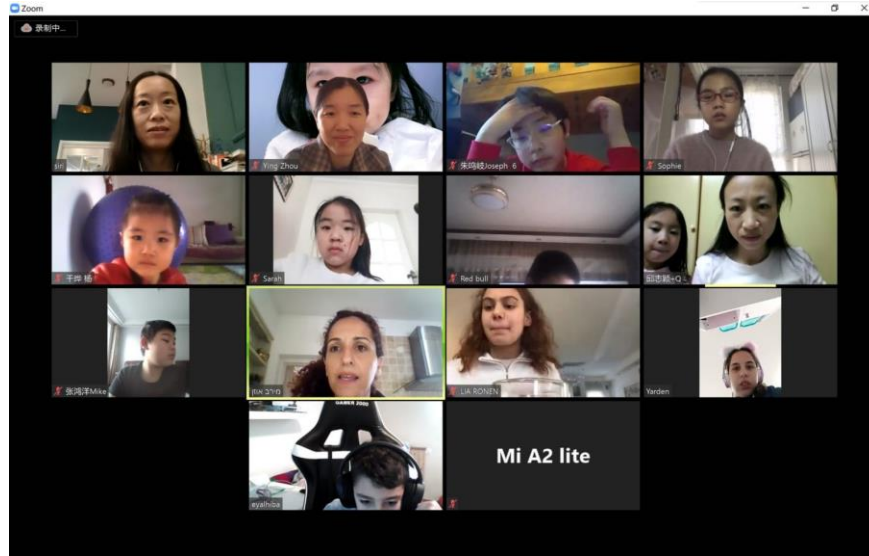
Junior – High school

<http://cms.education.gov.il/NR/ronlyres/74F6AC69-8737-44B4-AB37-382ED2C407EC/159805/File5.pdf>



Ideas for online spoken discussion and activities

JHS and HS Conversation Starters



Asynchronous learning

Asynchronous learning occurs through online channels without real-time interaction.

An example is when you provide a scripted lesson which could be a Sway presentation, a PowerPoint or Google Slides Presentation (could be with audio) that gives access to various activities, games and/or lessons that can be done independently. In this case, again we have several options.

We can send lessons to students and you can then give them spoken or written feedback. Students can self-monitor or have their work reviewed by the instructor afterward.

Examples of this type of distance learning include email communication, blogs, pre-recorded video lessons or webinars, and online discussion boards.

-

Screencastify to record, edit, and share videos - [Screencastify | The #1 Screen Recorder for Chrome](#)

- [PowerPoint](#) add audio to PowerPoint

- [Google Slides](#) add audio to Google Slides

- [Vizia](#) Engage viewers by integrating quizzes and polls into your videos

Topics for conversations on WhatsApp: food - visiting a restaurant, going to the zoo, going to the park, the beach, visiting a museum, attending a sporting event

<https://www.youtube.com/watch?v=0cMHLyQZtHk&feature=youtu.be>

Asynchronous learning

Sway presentation



[- Lesson plan: Think the Earth -](#)

The awareness, the motivation and the involvement of students in environmental issues and particularly to climate change of our plane

English Days

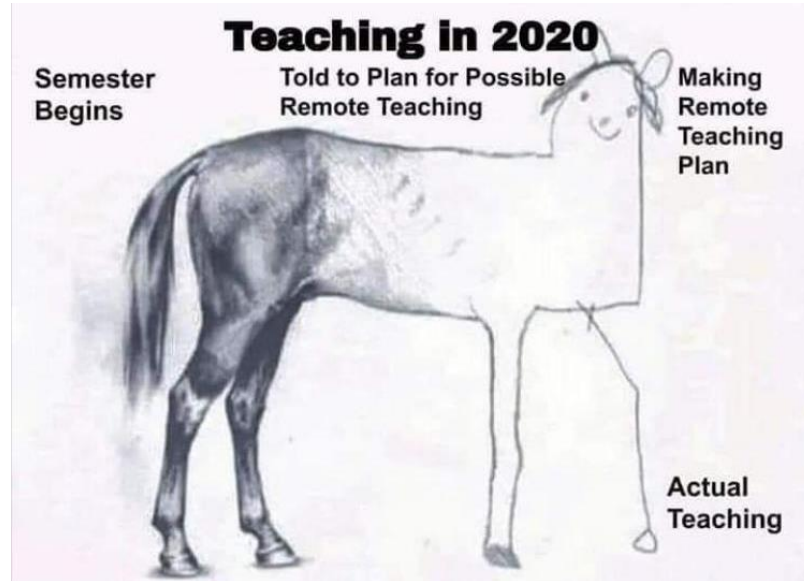
The main goal is language production and meaningful communication.

Virtual Ideas

[זה עסבר אל Sway](#)

Virtual Learning and Challenges

<https://www.youtube.com/watch?v=GOVFOFeA2A8>



Virtual Learning and Challenges Language Teaching

Write pros and cons for virtual teaching and Learning.

Responses should include the following:

Teaching Cons:

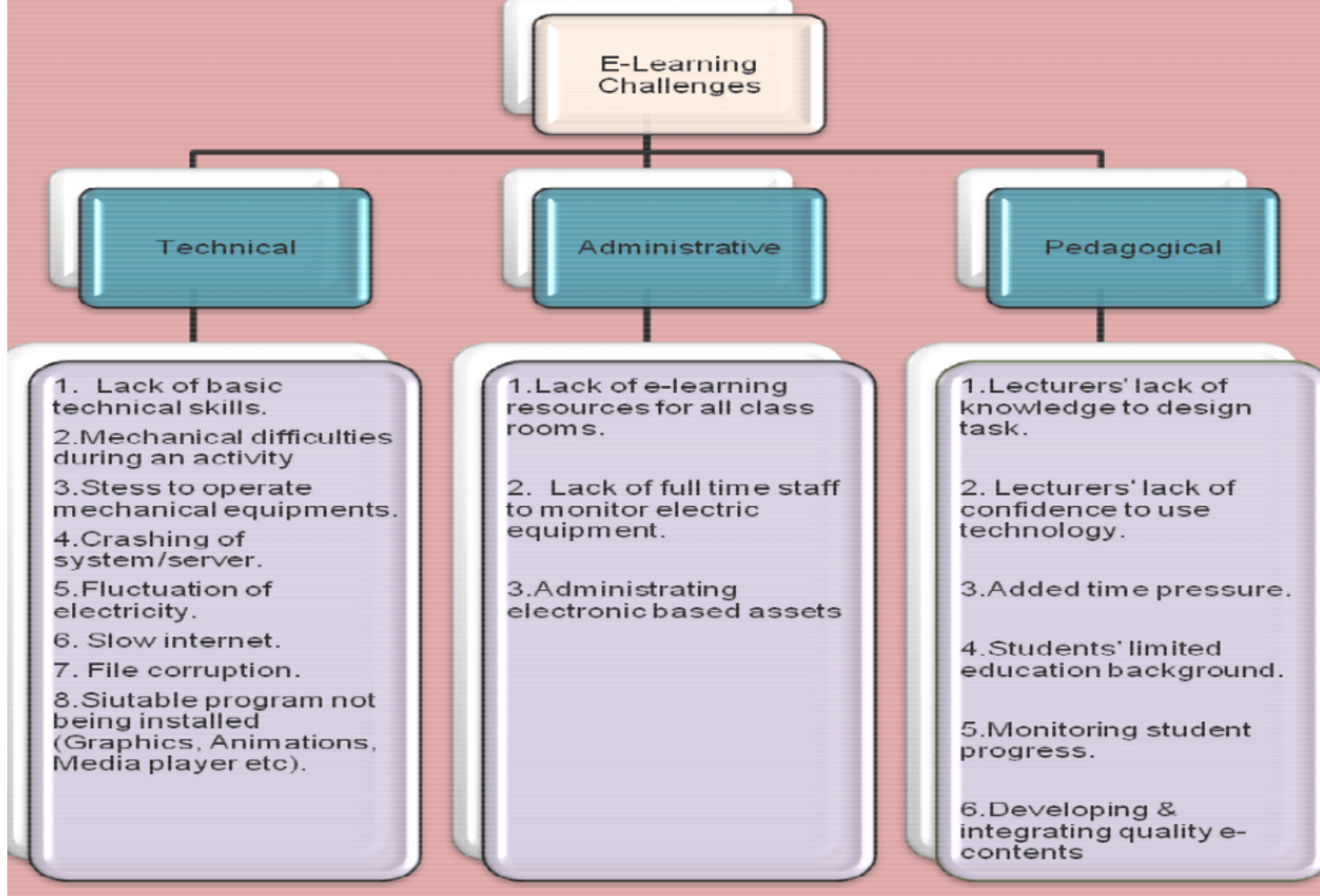
Teaching Pros:

Learning Cons:

Learning Pros:



<https://www.menti.com/ef54246c>



Virtual Learning and Challenges Language Teaching in Israel



Virtual Classroom Sessions

Prepare and Plan

Tips for Running a Virtual Classroom Session

Before you start teaching online, there are many factors to consider to create and run a good virtual session.



Tip 1: Adapt your teaching methods and delivery

- Teaching in a virtual setting is not the same as teaching in person**

Tip 2: Watch other teachers teach online

Consider your pacing and delivery. Slow down.

- **Learn what not to do**
- **Learn what it's like to be a student**

Tip 3: Include these **Roadmap Visuals to break up your sessions:**

- **Welcome**
- **Agenda**
- **Directions**
- **Questions**
- **Recap**
- **Future Tasks**

Tip 3 Continued: Goal for Roadmap Visuals

When learners come into your visual space, they

- should know exactly what they are expected to do**
- what to expect from the session**
- what to expect from you**

Welcome

- **Give everyone a minute to check their microphones, camera...**
- **Say hello to participant/s to check in and chat**

Agenda

- **Share with participant/s up to 4 topics to be covered in your session**
- **Depending on length of session..., tell procedure or time for bathroom break**

Directions

- **Have written directions available in case participants miss the audio or come in late, they have something to refer to**
- **They can reread the written directions later, if needed**

Questions

- **Have written questions prepared to ask students**
- **Check for understanding during the class (formative assessment)**

Recap

- **Ask your learners to summarize what they've learned (Summative Assessment)**
- **Assess if they have achieved learning goals you had in mind**
- **Check to see what they've gotten out of the session**

Future Tasks

Learners need to know:

- **what to do next, i.e., what should learner think about before next session**
- **what to practice and how to take information learned and incorporate it into their daily lives**

Slideshow adapted from:

Anna Sabramowicz

Link to video: [Online Teacher How-To: Run a Stress-Free Webinar](#)

Digital Tools & Resources

	Tool	Aim
1	Padlet	sharing ideas expressing opinions in a shared way.
2	linoit	same a Padlet, only this one requires registration on the part of the student
3	Google Docs	sharing, collaborating, joint projects / papers joint documents
4	Blog (on Moodle)	expressing opinions, ideas discussion through commenting to each other main difference between this blog and the forum on Moodle is that the blog is all on one page and the forum is a list and requires opening each one separately
5	Forum	class discussion introducing yourself
6	Google Slides	sharing small groups work to create a common presentation
7	google forms / quizzes	creating questionnaires or quizzes to collect data to then share or present findings / results
8	ourBoox https://www.ourboox.com/	creative writing / writing in a book format that is published through the site - could be a great way to encourage creative writing especially in the first year
9	vizia https://vizia.co/ Edpuzzle https://edpuzzle.com/	interactive use of video clips - enables the addition of questions / reactions at specific points in the clip
10	Quizlet https://quizlet.com/	Great for recycling vocabulary

Digital Tools & Resources

11.	Classroomscreens https://classroomscreen.com/	contains helpful tools for every lesson - e.g timer/random name picker.
12	Kahoot https://kahoot.com/	Assess anything which is about to be taught or which has already been taught.
13	Crossword puzzle maker https://worksheets.theteacherscorner.net/make-your-own/crossword/	Make free crossword puzzles to review vocabulary items or any other terms.
14.	Yoteach https://yoteachapp.com/	Open a room and chat with your class. (Like:TodayMeet which shut down)
15	Nearpod https://nearpod.com/library/ Zeeting https://www.zeetings.com/	a platform to use to build interactive lessons. ie. PPP with questions/films/surveys etc.

Digital Tools & Resources

16	classoos https://www.classoos.co.il/	digital textbooks
17	shazam https://www.shazam.com/apps	listen in, discover and share favorite music
18.	mentimeter https://www.mentimeter.com/ or answergarden https://answergarden.ch/	Interactive platform - surveys/word clouds
19	flipgrid https://info.flipgrid.com/	interactive platform for speaking - safe zone for the kids
20	Level up https://youtu.be/h1C4aORmTA4	a progress of task submission bar - in your moodle
21	Mind maps https://www.mindomo.com	Concept mapping
22	https://www.gamestolearnenglish.com/	Vocabulary

Digital Tools & Resources

English from Home Israeli Ministry of Education

<https://sites.google.com/view/englishfromhome>

Create online games

vocabulary divided according to locations

When creating virtual learning activities these are the things to take into consideration:

- 1.What is the level? (who are the students?)
- 2.What is the aim of the activity? (writing, reading, speaking, listening)
- 3.What is the topic?
- 4.What is the vocabulary/text?

<https://www.youtube.com/watch?v=YKULhMUnG8o>

<https://www.crazygames.com/t/build>

<https://larryferlazzo.edublogs.org/2008/04/21/the-best-websites-for-creating-online-learning-games/>

<https://www.mes-games.com/>

<https://eslactive.com/interactive/>

<http://roomescapemaker.com/v1>

Logistics and Planning

Please see the following forms attached on the next slides. These may help you organize all your work.

1. Google Form – sign up for Ministry of Education - MITF English online Volunteering
2. Google Form – School Virtual Meetings – Feedback
3. Google Doc – Weekly plan for you with your teachers and students
4. Google Drive – MITF Fellows share
5. MITF Digital Toolbox with all the teaching resources organized online.

Logistics and Planning

Ministry of Education - MITF English online Volunteering

<https://forms.gle/okxSVaM1owgBHPj7>

You are welcome to volunteers at the ministry of education and sign up on the link above.

The volunteering programs will involve high school students and requires higher level of English.

MITF Weekly Schedule Template - Synchronized meetings

Dear fellows shalom,

As you know, we are still in a global emergency and we need you in Israel working with our students. You can contribute a great deal to their education by being a supportive and friendly educational resource. Since we have millions of students home our mission and focus has shifted to providing virtual support (synchronous and asynchronous). To assist with this effort, we would like you to contact your teacher and create a schedule for your students.

In addition, we opened a Google Drive where you can share ideas and teaching resources that worked for you (videos, songs etc...)

MITF Google Drive - Fellows share

[LINK](#)

At the end of your virtual sessions, please fill in the following form

[LINK](#)

Sample Weekly Virtual Teaching Schedule

[LINK](#)

Please feel free to contact us. We wish you good luck in this new endeavor.

Toda Rabah!!!!

Hanny Fuks

hanny.fuks@oranim.ac.il

Logistics and Planning

	Sunday	Monday	Tuesday	Wednesday	Thursday
10:00-10:30	[student name/s]	[student name/s]	[student name/s]	[student name/s]	[student name/s]
	[contact #]	[contact #]	[contact #]	[contact #]	[contact #]
	[class]	[level]	[level]	[level]	[level]
	[topic]	[topic]	[topic]	[topic]	[topic]
10:30-11:00	[student name/s]	[student name/s]	[student name/s]	[student name/s]	[student name/s]
	[contact #]	[contact #]	[contact #]	[contact #]	[contact #]
	[level]	[level]	[level]	[level]	[level]
	[topic]	[topic]	[topic]	[topic]	[topic]
Break Included					
11:00-11:30	[student name/s]	[student name/s]	[student name/s]	[student name/s]	[student name/s]
	[contact #]	[contact #]	[contact #]	[contact #]	[contact #]
	[class]	[level]	[level]	[level]	[level]
	[topic]	[topic]	[topic]	[topic]	[topic]
11:30-12:00	[student name/s]	[student name/s]	[student name/s]	[student name/s]	[student name/s]
	[contact #]	[contact #]	[contact #]	[contact #]	[contact #]
	[level]	[level]	[level]	[level]	[level]
	[topic]	[topic]	[topic]	[topic]	[topic]
Break Included					

Logistics and Planning

	Sunday	Monday	Tuesday	Wednesday	Thursday
12:00-12:30	[student name/s]	[student name/s]	[student name/s]	[student name/s]	[student name/s]
	[contact #]	[contact #]	[contact #]	[contact #]	[contact #]
	[class]	[level]	[level]	[level]	[level]
	[topic]	[topic]	[topic]	[topic]	[topic]
12:30-13:00	[student name/s]	[student name/s]	[student name/s]	[student name/s]	[student name/s]
	[contact #]	[contact #]	[contact #]	[contact #]	[contact #]
	[level]	[level]	[level]	[level]	[level]
	[topic]	[topic]	[topic]	[topic]	[topic]
Break Included					
13:00-13:30	[student name/s]	[student name/s]	[student name/s]	[student name/s]	[student name/s]
	[contact #]	[contact #]	[contact #]	[contact #]	[contact #]
	[class]	[level]	[level]	[level]	[level]
	[topic]	[topic]	[topic]	[topic]	[topic]
13:30-14:00	[student name/s]	[student name/s]	[student name/s]	[student name/s]	[student name/s]
	[contact #]	[contact #]	[contact #]	[contact #]	[contact #]
	[level]	[level]	[level]	[level]	[level]
	[topic]	[topic]	[topic]	[topic]	[topic]
Break Included					

Logistics and Planning

	Sunday	Monday	Tuesday	Wednesday	Thursday
14:00-14:30	[student name/s]	[student name/s]	[student name/s]	[student name/s]	[student name/s]
	[contact #]	[contact #]	[contact #]	[contact #]	[contact #]
	[class]	[level]	[level]	[level]	[level]
	[topic]	[topic]	[topic]	[topic]	[topic]
14:30-15:00	[student name/s]	[student name/s]	[student name/s]	[student name/s]	[student name/s]
	[contact #]	[contact #]	[contact #]	[contact #]	[contact #]
	[level]	[level]	[level]	[level]	[level]
	[topic]	[topic]	[topic]	[topic]	[topic]
Including Break					



MITF Digital Toolbox

By

Oranim Academic College of Education
International School

<https://mitf.masaisrael.org/>

Masa Israel
Teaching
Fellows



Thank you for your active listening and participation!





**KEEP
HEALTHY
AND
STAY
SAFE**